



Up-to-date Questions and Answers from authentic resources to improve knowledge and pass the exam at very first attempt. ----- Guaranteed.



NSE7_SDW-7.0 Dumps
NSE7_SDW-7.0 Braindumps
NSE7_SDW-7.0 Real Questions
NSE7_SDW-7.0 Practice Test
NSE7_SDW-7.0 Actual Questions



Fortinet

NSE7_SDW-7.0

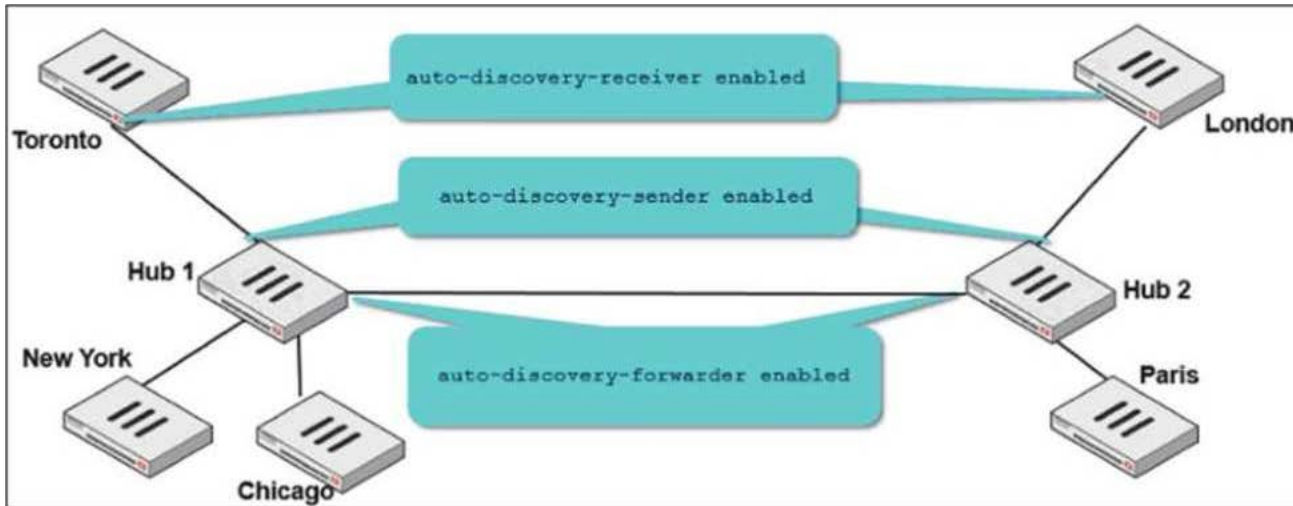
Fortinet NSE 7 - SD-WAN 7.0



https://killexams.com/pass4sure/exam-detail/NSE7_SDW-7.0

Question: 151

Refer to the exhibits.



Two hub-and-spoke groups are connected through a site-to-site IPsec VPN between Hub 1 and Hub 2. The administrator configured ADVPN on both hub-and-spoke groups.

Which two outcomes are expected if a user in Toronto sends traffic to London? (Choose two.)

- A. London generates an IKE information message that contains the Toronto public IP address.
- B. Traffic from Toronto to London triggers the dynamic negotiation of a direct site-to-site VP
- C. Toronto needs to establish a site-to-site tunnel with Hub 2 to bypass Hub 1.
- D. The first packets from Toronto to London are routed through Hub 1 then to Hub 2.

Answer: A,B,C

Question: 152

Which two performance SLA protocols enable you to verify that the server response contains a specific value? (Choose two.)

- A. http
- B. icmp
- C. twamp
- D. dns

Answer: A,D

Explanation:

Question: 153

Refer to the exhibits.

```
# diagnose firewall shaper traffic-shaper list name VoIP_Shaper
name VoIP_Shaper
maximum-bandwidth 6250 KB/sec
guaranteed-bandwidth 2500 KB/sec
current-bandwidth 93 KB/sec
priority 2
overhead 0
tos ff
packets dropped 0
bytes dropped 0
```

Which two conclusions for traffic that matches the traffic shaper are true? (Choose two.)

- A. The traffic shaper drops packets if the bandwidth is less than 2500 KBps.
- B. The measured bandwidth is less than 100 KBps.
- C. The traffic shaper drops packets if the bandwidth exceeds 6250 KBps.
- D. The traffic shaper limits the bandwidth of each source IP to a maximum of 6250 KBps.

Answer: A,B,C

Question: 154

Refer to the exhibit.

```
config vpn ipsec phase1-interface
edit "T_INET_0_0"
set type dynamic
set interface "port1"
set keylife 28800
set peertype any
set net-device disable
set proposal aes128-sha256
set add-route enable
set psksecret ENC
Zv9n4Urfk0W4jj8vWI+KywxBG4ZDT7jWHKd8YaL8j4+pRpYOx/N7mSgc7VL0BW2ZHQUXWJ6zvFxNKktiPYntA8aP
i6ly7gDx2lP/OfKexTQQJzgCGRYzLM8eFTOnK7K6AuX0bFDCpBBhEIdf+03CYBMLwkFZmdU6RsT+qvybb1VX+Ioy
HK5EXakpmz5RiltELgZ9Gg==
next
end
```

Which configuration change is required if the responder FortiGate uses a dynamic routing protocol to exchange routes over IPsec?

- A. type must be set to static.
- B. mode-cfg must be enabled.
- C. exchange-interface-ip must be enabled.
- D. add-route must be disabled.

Answer: D

Explanation:

for using "non ike" routes (for example BGP/static and so on) you must do disable the add-route that

inject automatically kernel route based on p2 selectors from the remote site from the SD-WAN_7.2_Study_Guide page 236

Question: 155

Which CLI command do you use to perform real-time troubleshooting for ADVPN negotiation?

- A. get router info routing-table all
- B. diagnose debug application ike
- C. diagnose vpn tunnel list
- D. get ipsec tunnel list

Answer: B

Explanation:

IKE real-time debug - useful when debugging ADVPN shortcut messages and spoke-to-spoke negotiations.

â€¢ diagnose debug console timestamp enable

â€¢ diagnose vpn ike log filter clear

â€¢ diagnose vpn ike log filter mdst-addr4 <ip.of.hub> <ip.of.spoke>

â€¢ diagnose debug application ike -1

â€¢ diagnose debug enable

Question: 156

Refer to the exhibits.

































+ Create New ▾ Edit Delete Where Used Collapse All Column Settings ▾ More ▾									
<input type="checkbox"/>	#	Name	Type	Normalized Interface	Addressing Mode	IP/Netmask	Access		
<input type="checkbox"/>	▼ Physical (10)								
<input type="checkbox"/>	1	port1	 Physical	 port1	Manual	203.0.113.1/255.255.255.2	PING		
<input type="checkbox"/>	2	port2	 Physical	 port2	Manual	203.0.113.9/255.255.255.2	PING		
<input type="checkbox"/>	3	port3	 Physical	 port3	Manual	0.0.0.0/0.0.0.0			
<input type="checkbox"/>	4	port4	 Physical	 port4	Manual	172.16.0.9/255.255.255.24	PING		
<input type="checkbox"/>	5	port5	 Physical	 port5	Manual	10.0.2.254/255.255.255.0	PING		
<input type="checkbox"/>	6	port6	 Physical	 port6	Manual	0.0.0.0/0.0.0.0			
<input type="checkbox"/>	7	port7	 Physical	 port7	Manual	0.0.0.0/0.0.0.0			
<input type="checkbox"/>	8	port8	 Physical	 port8	Manual	0.0.0.0/0.0.0.0			
<input type="checkbox"/>	9	port9	 Physical	 port9	Manual	0.0.0.0/0.0.0.0			
<input type="checkbox"/>	10	port10	 Physical	 port10	Manual	192.168.0.32/255.255.255.	HTTPS, PING, SSH, HT		
<input type="checkbox"/>	▼ Aggregate (1)								
<input type="checkbox"/>	11	fortilink	 Aggregate		Manual	169.254.1.1/255.255.255.0	PING, Security Fabric C		
<input type="checkbox"/>	▼ Tunnel (3)								
<input type="checkbox"/>	12	naft.root	 Tunnel		Manual	0.0.0.0/0.0.0.0			
<input type="checkbox"/>	13	l2t.root	 Tunnel		Manual	0.0.0.0/0.0.0.0			
<input type="checkbox"/>	14	ssl.root (SSL VPN interf	 Tunnel		Manual	0.0.0.0/0.0.0.0			
<input type="checkbox"/>	▼ EMAC VLAN (1)								
<input type="checkbox"/>	15	vl_lan_ts	 EMAC VLAN		Manual	10.0.102.1/255.255.255.0	PING		
<input type="checkbox"/>	▼ SD-WAN Zone (2)								
<input type="checkbox"/>	16	virtual-wan-link	 SD-WAN Zone						
<input type="checkbox"/>	17	SASE	 SD-WAN Zone	 SASE					
+ Create New ▾ Edit Delete Column Settings ▾									
<input type="checkbox"/>	#	ID	Destination	Gateway	Interface	Distance	Priority	Status	Description
<input type="checkbox"/>	▼ Static Route (2)								
<input type="checkbox"/>	1	1	0.0.0.0/0.0.0.0	203.0.113.2	 port1	10	0	 Enable	
<input type="checkbox"/>	2	2	0.0.0.0/0.0.0.0	203.0.113.10	 port2	10	0	 Enable	

Exhibit B

+ Create New										Edit	Delete	Section	Policy Lookup	Collapse All	Column Settings	View Mode	
<input type="checkbox"/>	#	Name	From	To	Source	Destination	Schedule	Service									
<input type="checkbox"/>	1	Internet_Access	<input checked="" type="checkbox"/> port5	<input checked="" type="checkbox"/> port1	<input checked="" type="checkbox"/> all	<input checked="" type="checkbox"/> all	<input checked="" type="checkbox"/> always	<input checked="" type="checkbox"/> ALL									
<input type="checkbox"/>	▼ Implicit (2-2 / Total: 1)																
<input type="checkbox"/>	2	Implicit Deny	<input checked="" type="checkbox"/> any	<input checked="" type="checkbox"/> any	<input checked="" type="checkbox"/> all <input checked="" type="checkbox"/> all	<input checked="" type="checkbox"/> all <input checked="" type="checkbox"/> all	<input checked="" type="checkbox"/> always	<input checked="" type="checkbox"/> ALL									

Exhibit A shows the system interface with the static routes and exhibit B shows the firewall policies on the managed FortiGate.

Based on the FortiGate configuration shown in the exhibits, what issue might you encounter when creating an SD-WAN zone for port1 and port2?

- A. port1 is assigned a manual IP address.
- B. port1 is referenced in a firewall policy.
- C. port2 is referenced in a static route.
- D. port1 and port2 are not administratively down.

Answer: B

Question: 157

Which two statements are correct when traffic matches the implicit SD-WAN rule? (Choose two.)

- A. The sdwan_service_id flag in the session information is 0.

- B. All SD-WAN rules have the default setting enabled.
- C. Traffic does not match any of the entries in the policy route table.
- D. Traffic is load balanced using the algorithm set for the v4-ecmp-mode setting.

Answer: A,C

Explanation:

sdwan_service_id is 0 = match SD-WAN implicit rule, study guide 7.0 page 120, 7.2 page 149 SD-WAN rules internally are interpreted as a Policy route, so when the traffic doesn't match with any policy route, it will be flowing by implicit policy.

Question: 158

Refer to the exhibit.

```
branch1_fgt # diagnose sys sdwan service 1

Service(3): Address Mode(IPV4) flags=0x200 use-shortcut-sla
Gen(6), TOS(0x0/0x0), Protocol(0: 1->65535), Mode(manual)
Members(2):
  1: Seq_num(3 T_INET_0_0), alive, selected
  2: Seq_num(4 T_INET_1_0), alive, selected
Src address(1):
  10.0.1.0-10.0.1.255

Dst address(1):
  10.0.0.0-10.255.255.255

branch1_fgt # diagnose sys sdwan member | grep T_INET_
Member(3): interface: T_INET_0_0, flags=0x4 , gateway: 100.64.1.1, priority: 10 1024,
weight: 0
Member(4): interface: T_INET_1_0, flags=0x4 , gateway: 100.64.1.9, priority: 0 1024,
weight: 0

branch1_fgt # get router info routing-table all | grep T_INET_
S      10.0.0.0/8 [1/0] via T_INET_1_0 tunnel 100.64.1.9
```

An administrator is troubleshooting SD-WAN on FortiGate. A device behind branch1_fgt generates traffic to the 10.0.0.0/8 network. The administrator expects the traffic to match SD-WAN rule ID 1 and be routed over T_INET_0_0. However, the traffic is routed over T_INET_1_0.

Based on the output shown in the exhibit, which two reasons can cause the observed behavior? (Choose two.)

- A. The traffic matches a regular policy route configured with T_INET_1_0 as the outgoing device.
- B. T_INET_1_0 has a lower route priority value (higher priority) than T_INET_0_0.
- C. T_INET_0_0 does not have a valid route to the destination.
- D. T_INET_1_0 has a higher member configuration priority than T_INET_0_0.

Answer: A,C

Explanation:

<https://community.fortinet.com/t5/FortiGate/Technical-Tip-Assigning-Priority-to-SD-WAN-Members-for-Default/ta->

Question: 159

Refer to the exhibit.

```
config system settings
    set firewall-session-dirty check-new
end
```

Based on the exhibit, which two actions does FortiGate perform on sessions after a firewall policy change? (Choose two.)

- A. FortiGate flushes all sessions.
- B. FortiGate terminates the old sessions.
- C. FortiGate does not change existing sessions.
- D. FortiGate evaluates new sessions.

Answer: A,C,D

Explanation:

FortiGate not to flag existing impacted session as dirty by setting firewall-session-dirty to check new.

The results is that FortiGate evaluates only new session against the new firewall policy.

Question: 160

Which two statements about SD-WAN central management are true? (Choose two.)

- A. The objects are saved in the ADOM common object database.
- B. It does not support meta fields.
- C. It uses templates to configure SD-WAN on managed devices.
- D. It supports normalized interfaces for SD-WAN member configuration.

Answer: A,C

Explanation:

Normalized interfaces are not supported for SD-WAN templates. You can create multiple SD-WAN zones and add interface members to the SD-WAN zones. You must bind the interface members by

name to physical interfaces or VPN interfaces. <https://docs.fortinet.com/document/fortigate/7.0.0/sd-wan-new-features/794804/new-sd-wan-template-fmg>

Question: 161

Refer to the exhibits.

```
id=20010 trace_id=1402 func=print_pkt_detail line=5588 msg="vd-root:0 received a
packet(proto=6, 10.1.10.1:52490->42.44.50.10:443) from port3. flag [.], seq 1213725680,
ack 1169005655, win 65535"
id=20010 trace_id=1402 func=resolve_ip_tuple_fast line=5669 msg="Find an existing
session, id-00001ca4, original direction"
id=20010 trace_id=1402 func=fw_forward_dirty_handler line=447 msg="Denied by quota
check"
```

Which conclusion about the packet debug flow output is correct?

- A. The total number of daily sessions for 10.1.10.1 exceeded the maximum number of concurrent sessions configured in the traffic shaper, and the packet was dropped.
- B. The packet size exceeded the outgoing interface MT
- C. The number of concurrent sessions for 10.1.10.1 exceeded the maximum number of concurrent sessions configured in the traffic shaper, and the packet was dropped.
- D. The number of concurrent sessions for 10.1.10.1 exceeded the maximum number of concurrent sessions configured in the firewall policy, and the packet was dropped.

Answer: A,C

Explanation:

In a Per-IP shaper configuration, if an IP address exceeds the configured concurrent session limit, the message "Denied by quota check" appears. SD-WAN 7.0 Study Guide page 287

Question: 162

Which are two benefits of using CLI templates in FortiManager? (Choose two.)

- A. You can reference meta fields.
- B. You can configure interfaces as SD-WAN members without having to remove references first.
- C. You can configure FortiManager to sync local configuration changes made on the managed device, to the CLI template.
- D. You can configure advanced CLI settings.

Answer: A,D

Question: 163

What is the route-tag setting in an SD-WAN rule used for?

- A. To indicate the routes for health check probes.
- B. To indicate the destination of a rule based on learned BGP prefixes.
- C. To indicate the routes that can be used for routing SD-WAN traffic.
- D. To indicate the members that can be used to route SD-WAN traffic.

Answer: B

Question: 164

Refer to the exhibit.

```
branch1_fgt # diagnose sys sdwan service 3

Service(3): Address Mode(IPV4) flags=0x200 use-shortcut-sla
  Gen(5), TOS(0x0/0x0), Protocol(0: 1->65535), Mode(priority), link-cost-
factor(latency), link-cost-threshold(10), health-check(VPN_PING)
  Members(3):
    1: Seq_num(3 T_INET_0_0), alive, latency: 101.349, selected
    2: Seq_num(4 T_INET_1_0), alive, latency: 151.278, selected
    3: Seq_num(5 T_MPLS_0), alive, latency: 200.984, selected
  Src address(1):
    10.0.1.0-10.0.1.255

  Dst address(1):
    10.0.0.0-10.255.255.255

branch1_fgt (3) # show
config service
  edit 3
    set name "Corp"
    set mode priority
    set dst "Corp-net"
    set src "LAN-net"
    set health-check "VPN_PING"
    set priority-members 3 4 5
  next
end
```

The exhibit shows the SD-WAN rule status and configuration.

Based on the exhibit, which change in the measured latency will make T_MPLS_0 the new preferred member?

- A. When T_INET_0_0 and T_MPLS_0 have the same latency.
- B. When T_MPLS_0 has a latency of 100 ms.
- C. When T_INET_0_0 has a latency of 250 ms.
- D. When T_MPLS_0 has a latency of 80 ms.

Answer: D

Question: 165

Refer to the exhibits.

Exhibit A -

Edit Traffic Shaping Policy

IP Version

IPv4

IPv6

Name

Limit_YouTube

Status

Enable

Disable

Comments

0/255

If Traffic Matches:

Source Internet Service

Source Address

LAN-net

Source User

+

Source User Group

+

Destination Internet Service

Destination Address

all

Schedule

+

Service

ALL

Application

YouTube

Application Category

+

Application Group

+

URL Category

+

Type Of Service

0x00

Type Of Service Mask

0x00

Then:

Action

Apply Shaper

Assign Group

Outgoing Interface

underlay

Shared Shaper

low-priority

Reverse Shaper

low-priority

Per-IP Shaper

+

Differentiated Services

Differentiated Services Reverse

Exhibit B -

Edit Firewall Policy

ID

1

Name

DIA

ZTNA

Disable

Full ZTNA

IP/MAC filtering

Incoming Interface

LAN

Outgoing Interface

underlay

Source Internet Service

IPv4 Source Address

LAN-net

IPv6 Source Address

Source User

Source User Group

FSSO Groups

Destination Internet Service

IPv4 Destination Address

all

IPv6 Destination Address

Service

ALL

Schedule

always

Action

Deny

Accept

IPSEC

Inspection Mode

Flow-based

Proxy-based

Firewall/Network Options

NAT

☒

NAT

NAT46

NAT64

IP Pool Configuration

Use Outgoing Interface Address

Use Dynamic IP Pool

Preserve Source Port

☐

Protocol Options

default

Disclaimer Options

Display Disclaimer

☐

Security Profiles

☐

SSL/SSH Inspection

deep-inspection

Decrypted Traffic Mirror

Traffic Shaping Options

Shared Shaper

Reverse Shaper

Per-IP Shaper

Logging Options

Log Allowed Traffic

No Log

Log Security Events

Log All Sessions

☐ Capture Packets

☐ Generate Logs when Session Starts

Exhibit A shows the traffic shaping policy and exhibit B shows the firewall policy.

The administrator wants FortiGate to limit the bandwidth used by YouTube. When testing, the administrator determines that FortiGate does not apply traffic shaping on YouTube traffic.

Based on the policies shown in the exhibits, what configuration change must be made so FortiGate performs traffic shaping on YouTube traffic?

- Destination internet service must be enabled on the traffic shaping policy.
- Application control must be enabled on the firewall policy.
- Web filtering must be enabled on the firewall policy.
- Individual SD-WAN members must be selected as the outgoing interface on the traffic shaping policy.

Answer: B

Question: 166

Refer to the exhibit, which shows the IPsec phase 1 configuration of a spoke.

```
config vpn ipsec phase1-interface
    edit "T_INET_0_0"
        set interface "port1"
        set ike-version 2
        set keylife 28800
        set peertype any
        set net-device disable
        set proposal aes128-sha256 aes256-sha256 aes128gcm-prfsha256 aes256gcm-prfsha384
chacha20poly1305-prfsha256
        set comments "[created by FMG VPN Manager]"
        set idle-timeout enable
        set idle-timeoutinterval 5
        set auto-discovery-receiver enable
        set remote-gw 100.64.1.1
        set psksecret ENC
6D5rVsaKlMeAyVYtlz95BS24Psew76lwY023hnFVviwb6deItSc5ltCa+iNYhujT8gycfD4+WuszpmuIv8rRzrVh
7DFkHaW2auAAprQ0dHUfaCzjOhME7mPw+8he2xB7Edb9ku/nZEHb0cKLkKYJc/p9J9IMweV2lZUgFjvIpXNxHxpH
LReOFShoH0lSPFKz5IYCVA==
    next
end
```

What must you configure on the IPsec phase 1 configuration for ADVPN to work with SD-WAN?

- A. You must set ike-version to 1.
- B. You must enable net-device.
- C. You must enable auto-discovery-sender.
- D. You must disable idle-timeout.

Answer: B



SAMPLE QUESTIONS

*These questions are for demo purpose only. **Full version** is up to date and contains actual questions and answers.*

Killexams.com is an online platform that offers a wide range of services related to certification exam preparation. The platform provides actual questions, exam dumps, and practice tests to help individuals prepare for various certification exams with confidence. Here are some key features and services offered by Killexams.com:

Actual Exam Questions: *Killexams.com provides actual exam questions that are experienced in test centers. These questions are updated regularly to ensure they are up-to-date and relevant to the latest exam syllabus. By studying these actual questions, candidates can familiarize themselves with the content and format of the real exam.*

Exam Dumps: *Killexams.com offers exam dumps in PDF format. These dumps contain a comprehensive collection of questions and answers that cover the exam topics. By using these dumps, candidates can enhance their knowledge and improve their chances of success in the certification exam.*

Practice Tests: *Killexams.com provides practice tests through their desktop VCE exam simulator and online test engine. These practice tests simulate the real exam environment and help candidates assess their readiness for the actual exam. The practice tests cover a wide range of questions and enable candidates to identify their strengths and weaknesses.*

Guaranteed Success: *Killexams.com offers a success guarantee with their exam dumps. They claim that by using their materials, candidates will pass their exams on the first attempt or they will refund the purchase price. This guarantee provides assurance and confidence to individuals preparing for certification exams.*

Updated Content: *Killexams.com regularly updates its question bank and exam dumps to ensure that they are current and reflect the latest changes in the exam syllabus. This helps candidates stay up-to-date with the exam content and increases their chances of success.*

Technical Support: *Killexams.com provides free 24x7 technical support to assist candidates with any queries or issues they may encounter while using their services. Their certified experts are available to provide guidance and help candidates throughout their exam preparation journey.*

For More exams visit <https://killexams.com/vendors-exam-list>
Kill your exam at First Attempt....Guaranteed!